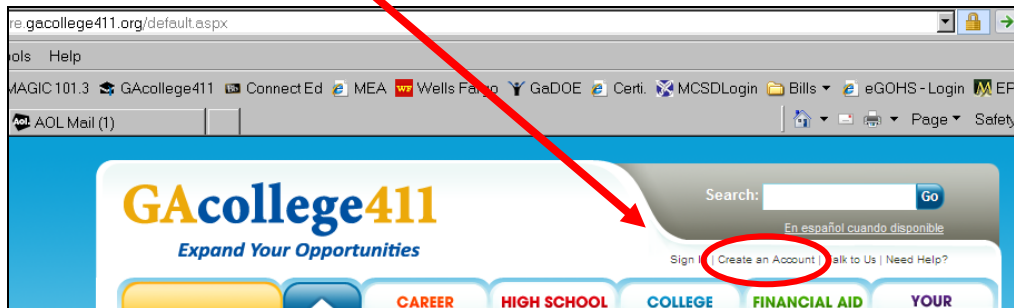


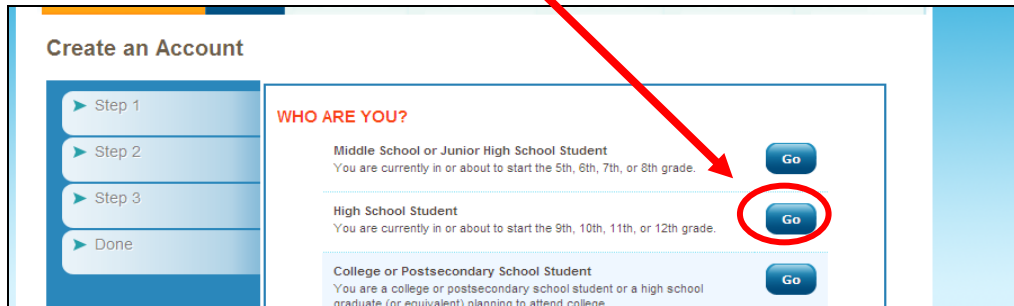
Creating an Account with GAcollege411

Should any student have any questions here are the steps to set up an account:

1. Click on the Internet Explorer and go to www.gacollege411.org
2. Click on “Create an Account”

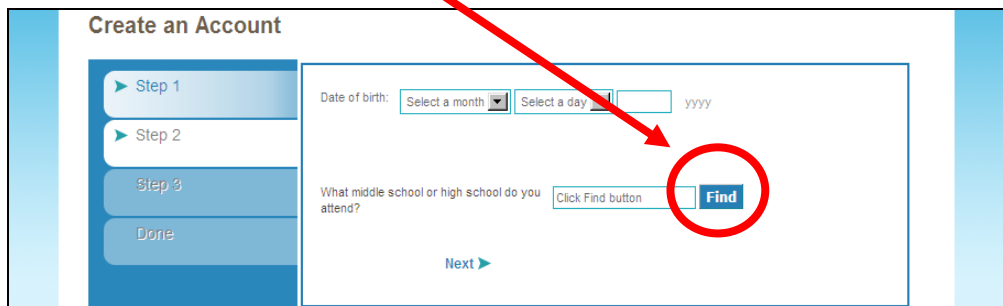


3. Click on “High School Student”



4. Enter “DOB”,
5. Select High School

a. Click on ‘Find’



b. Scroll Down to G.W. Carver High School

c. Click “Continue”

Use the categories, alphabetic buttons, or keyword search to update the list.

Choose your school or program from the list.

PK-12 Schools

- Fullington Academy
- Fulton Community School
- Fulton Science Academy
- Furth Preparatory School
- G. W. Carver High School
- Northwestern School

Continue

6. Click “Next”

Create an Account

Step 1
Step 2
Step 3
Done

Date of birth: March 10 1993 yyyy

What middle school or high school do you attend? G. W. Carver High School Find

Next

7. Enter Account Information-Create a Account name and Password

Create an Account

Step 1
Step 2
Step 3
Done

ACCOUNT INFORMATION

First name: _____
Last name: _____
Year of high school graduation: Select a year
E-mail address*: _____
E-mail address (again): _____

Check here if you do not have your own e-mail and would like to use this site account as your primary e-mail.

ACCOUNT NAME AND PASSWORD

You will need these every time you wish to access or modify any of your information. Please choose something you can easily remember. Your username and password can be 5-12 letters long and cannot contain any spaces. Enter the same password in both Password boxes to make sure you typed it correctly.

Account name: _____ Use only characters a-z, 0-9, or "-"
Password: _____

8. Check box to agree with privacy policy, then click on “Create Your Account”

The Georgia Student Finance Commission is a State created entity responsible for the administration of all of the State's student financial aid programs including loans, scholarships and grants.

Yes, I would like to receive information about student loans and financial aid.
 No, I am not interested.

For more information on GSFC, GSFA, or GHEAC, go to gsfc.org.

I have read and agree to the [privacy policy](#) and [terms of use](#) of this site.

Create Your Account

Home | Career Planning | High School Planning | College Planning | Financial Aid Planning | Your Portfolio | Need Help?

Exploring **GAcollege411**

1. Click on the Internet Explorer and go to **www.gacollege411.org**
2. Click on **“College Planning”**
3. Click on **“Explore Postsecondary Schools”**
4. Click on **“Compare Schools”**
 - a. Lists colleges statewide, colleges in the University System of GA, Independent Colleges and Technical Colleges
 - b. Includes total enrollment , degrees offered, student-faculty ratio, cost of tuition & fees, and cost of room and board
5. Click on the college of your choice
 - c. Provides facts and general information about the college
 - d. Provides a link to the college’s website, which gives you more detailed information about the college

If you know your intended major or want to know more about which colleges meet your requirements:

1. Click on **“College Planning”**
2. Click on **“Explore Postsecondary Schools”**
3. Click on **“College Matching Assistant”**
4. Choose ‘schools to start with’ and “other search criteria”
5. Click **“View Matching Colleges”**
6. Colleges that match your requirements will be listed
 - Information on undergraduate enrollment, student to faculty ratio, student body type, matching majors, and housing
6. Click on the college to get more information and to locate the college websites